



School District No.59 (Peace River South)

December 18, 2024

Board of Education

RE: Capital Projects Update

ChildCareBC New Spaces – Dawson Creek & Tumbler Ridge

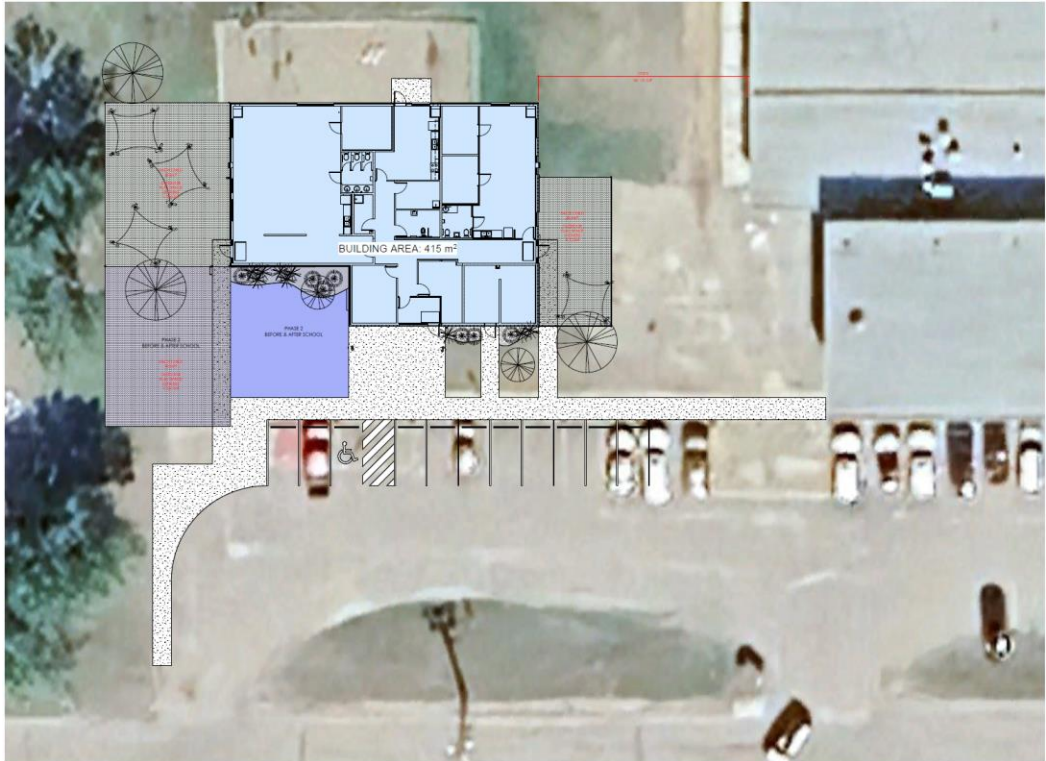
Overview: This report provides an update on the progress of key capital projects since December 18, 2024. Below are the significant developments:

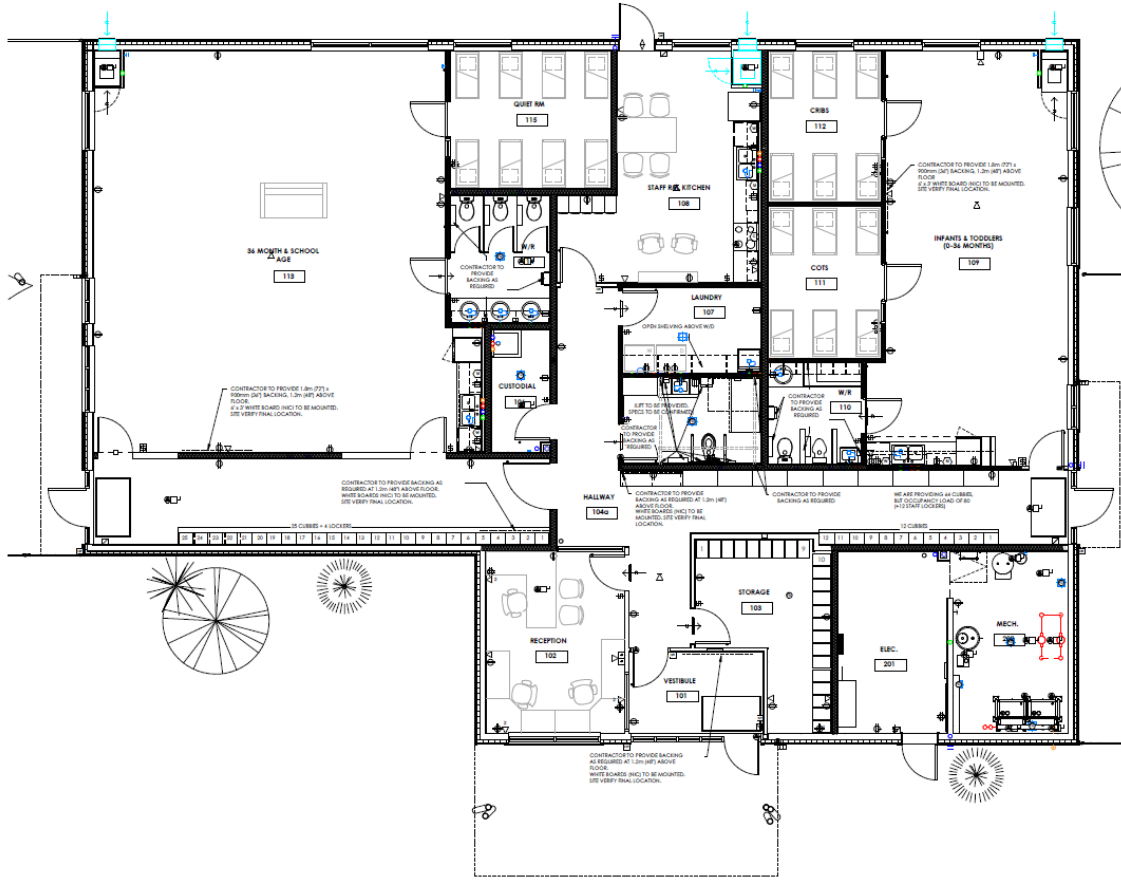
Next Steps:

- Review the final costing once it is received and integrate any necessary adjustments into the design plans.
 - awaiting civil and structural drawings from Engineer.
- Continue with detailed design work to ensure all elements are resolved and ready for the next phase.
 - proceed to building permit submission once costing completed above.
- Maintain open communication with city representatives to ensure regulatory compliance and alignment:
 - City of Dawson Creek, currently ongoing. The proposed plans for Tumbler Childcare have been coordinated with the District of Tumbler Ridge and design has been confirmed.
- Finalize the Class A cost estimates for both construction options:
 - Class A cost estimate will be completed once all documents have been reviewed.
- Confirm site-specific requirements, including fire hydrant locations, in coordination with the City of Dawson Creek:
 - Contact made; awaiting response from the City.

Please follow <https://www.sd59.bc.ca/district/capital-projects> for updates on these projects.

Dawson Creek Child Care Centre

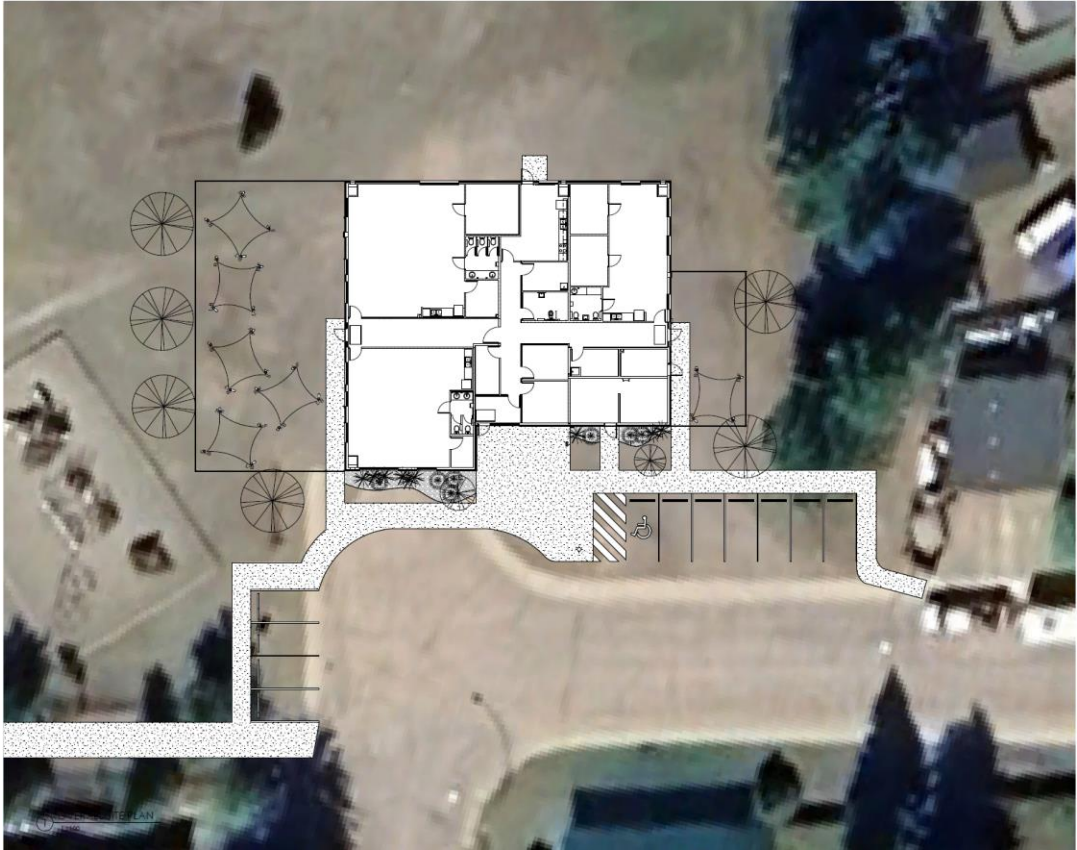


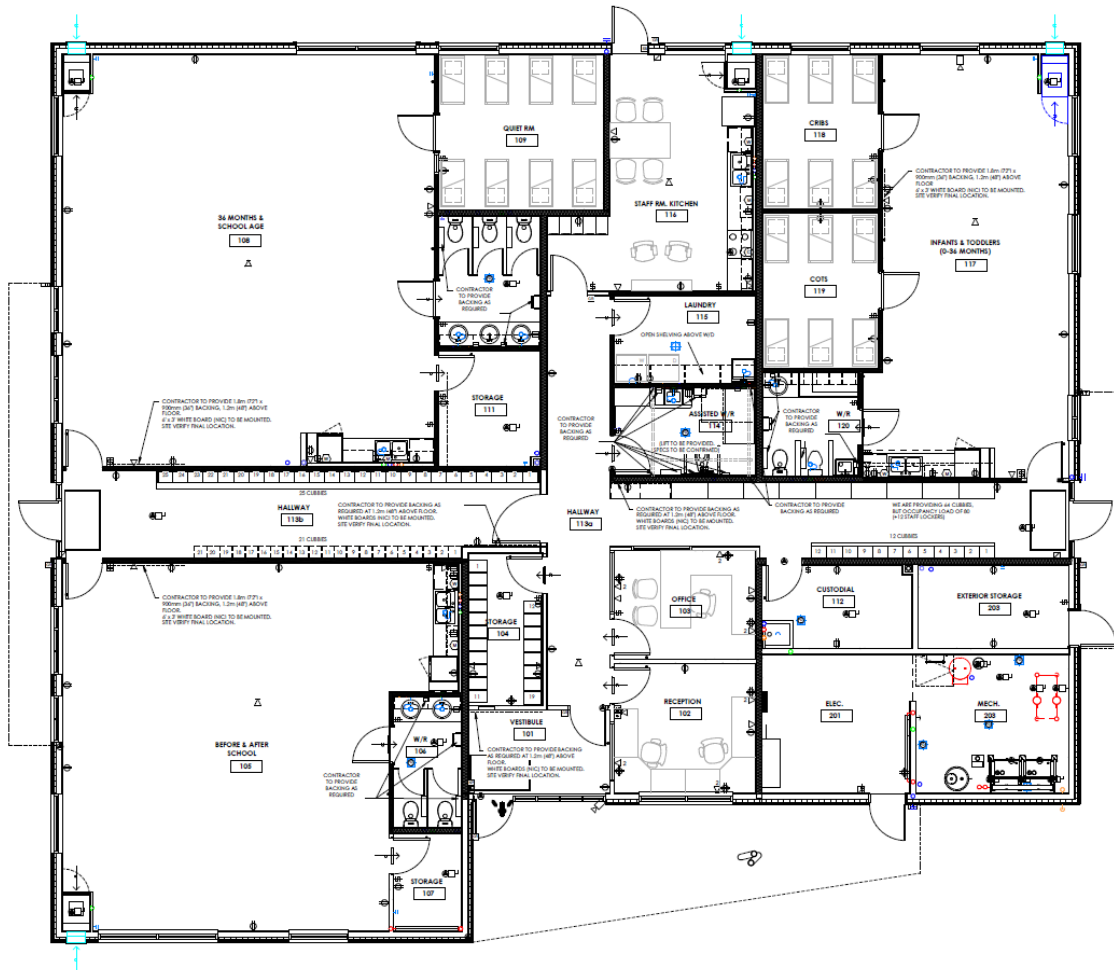


Budget

Dawson Creek	Budget	YTD Exp	Remainder	% Rem
Revenue				
Ministry	3,974,000	1,589,600	2,384,400	60%
Interest	1,000	31,730	- 30,730	-3073%
Total Revenue	3,975,000	1,621,330	2,353,670	59%
Expenses				
Audit	1,040		1,040	100%
Contract Services	385,000	142,240	242,760	63%
Building Initiatives	3,138,960	29,127	3,109,833	99%
Equipment	450,000		450,000	100%
Total Expenses	3,975,000	171,367	3,803,633	96%

Tumbler Ridge Child Care





Budget

Tumbler Ridge	Budget	YTD Exp	Remainder	% Rem
Revenue				
Ministry	3,974,000	1,589,600	2,384,400	60%
Interest	1,000	31,555	30,555	-3056%
Total Revenue	3,975,000	1,621,155	2,353,845	59%
Expenses				
Audit	1,040		1,040	100%
Contract Services	397,000	146,304	250,696	63%
Building Initiatives	3,126,960	28,693	3,098,267	99%
Equipment	450,000		450,000	100%
Total Expenses	3,975,000	174,997	3,800,003	96%